


thyssenkrupp

Industrial Solutions
thyssenkrupp Fertilizer Technology
16 | September | 2019

Reference List

UFT® Fluid Bed Granulation

Date of Order	Client	Location	Country	Unit	Remark	Capacity (MTPD)	Engineering Contractor
2019	Nation Chemicals Intermediate Company (NCIC)	Ain Sokhna	Egypt	1		1.050	thyssenkrupp Industrial Solutions
2019	Bangladesh Chemical Industries Corp.	Ghorashal	Bangladesh	1		2.800	Mitsubishi Heavy Industries Ltd.
2017	Brunei Fertilizer Industries	Brunei	Brunei	1		3.900	thyssenkrupp Industrial Solutions
2015	NavoijAzot	Navoij	Uzbekistan	1		1.750	Mitsubishi Heavy Industries Ltd.
2015	Yara Belgium S.A.	Sluiskil	The Netherlands	1		1.626	Tecnimont S.p.A.
2014	Turkmenhimiya	Garabogaz	Turkmenistan	1		3.500	Mitsubishi Heavy Industries Ltd.
2014	Borealis Chimie SAS	Grand Puits	France	1		850	N.N.
2013	Dangote Fertilizer Ltd.	Edo State	Nigeria	2	Lines à	3.850	Saipem S.p.A.
2013	Agrium US Inc.	Borger, Texas	USA	1		1.800	KBR, Inc.
2012	CF Industries Inc.	Port Neal, Iowa	USA	1		3.500	ThyssenKrupp Uhde GmbH
2012	CF Industries Inc.	Donaldsonville, Louisiana	USA	1		3.500	ThyssenKrupp Uhde GmbH
2012	Orascom Construction Industries (OCI)	Iowa	USA	1		1.200	ThyssenKrupp Uhde GmbH
2011	Saudi Arabian Fertilizer Co. (Safco V)	Al Jubail	Saudi Arabia	1		3.600	Saipem S.p.A.
2011	Petronas Chemicals Fertiliser Sabah Sdn. Bhd.	Sabah	Malaysia	1		3.850	Mitsubishi Heavy Industries Ltd.
2011	Ammoni JSC	Mendeleevsk	Russia	1		2.050	Mitsubishi Heavy Industries Ltd.
2010	Karnaphuli Fertilizer Co. Ltd. (Kafco)	Chittagong	Bangladesh	1	Revamp to	2.100	N.N.
2010	Egyptian Fertilizer Co. (EFC)	Suez	Egypt	1	Revamp to	2.250	Uhde GmbH
2010	Petrobras	Tres Lagoas	Brazil	1		3.600	KBR, Inc.
2010	Turkmenhimiya	Mary	Turkmenistan	1		1.925	Kawasaki Plant Systems
2009	Qatar Fertilizer Co. (Qafco VI)	Mesaieed	Qatar	1		3.850	Saipem S.p.A.




thyssenkrupp

Industrial Solutions
thyssenkrupp Fertilizer Technology
16 | September | 2019

Reference List

UFT® Fluid Bed Granulation

Date of Order	Client	Location	Country	Unit	Remark	Capacity (MTPD)	Engineering Contractor
2009	ADNOC Fertilizer Industries	Ruwais	U.A.E.	1		3.500	Samsung / Uhde GmbH
2009	CF Industries	San Juan de Marcona	Peru	1		3.850	Technip Italy
2009	Hengam Petrochemicals	Bandar Assaluyeh	Iran	1		3.250	Saipem S.p.A.
2008	Algeria Oman Fertilizer Company (AOFP)	Arzew	Algeria	2	Lines à	3.850	Mitsubishi Heavy Industries Ltd.
2008	Qatar Fertilizer Co. (Qafco V)	Mesaieed	Qatar	1		3.850	Snamprogetti S.p.A.
2007	Sorfert	Arzew	Algeria	1		3.450	Uhde GmbH
2006	ADNOC Fertilizer Industries	Ruwais	U.A.E.	1	Revamp to	2.500	Descon Engineering Ltd.
2005	Misr Oil Processing Company (MOPCO)	Damietta	Egypt	1		2.000	Uhde GmbH
2005	Sohar Intern. Urea & Chem Ind. (SIUCI)	Sohar	Oman	2	Lines	1.750	Mitsubishi Heavy
2004	PIDMCO-AYUII	Bandar Assaluyeh	Iran	1		3.250	Chiyoda Corp.
2003	Saudi Arabian Fertilizer Co. (Safco IV)	Al Jubail	Saudi Arabia	1		3.600	Uhde GmbH
2002	Asean Bintulu, Fertilizer Sdn. Bhd. (ABF)	Bintulu	Malaysia	1	Revamp to	2.450	Uhde GmbH
2002	OMIFCO	Sur	Oman	1		2.530	Snamprogetti S.p.A.
2002	Turkmenhimiya	Tecen	Turkmenistan	1		1.050	Uhde GmbH
2002	NPC/PIDMCO - KPIC	Kermanshah	Iran	1		2.000	M W Kellogg Ltd.
2001	Saudi Arabian Fertilizer Co. (Safco I)	Al Jubail	Saudi Arabia	1	Revamp to	2.150	Chiyoda Corp.
2001	China National Off Shore Oil Corp.	Basuo (Hainan)	P.R. China	1		2.700	Kellogg Brown & Root
2001	PIDMCO	Bandar Assaluyeh	Iran	1		3.250	Chiyoda Corp.
2001	Qatar Fertilizer Co. (Qafco IV)	Mesaieed	Qatar	1		3.500	Uhde GmbH
2000	PetroChina Urumqi Petrochemical Company	Urumqi (Xinjiang)	P.R. China	1		2.000	Lanzhou Design Institute




thyssenkrupp

Industrial Solutions
thyssenkrupp Fertilizer Technology
16 | September | 2019

Reference List

UFT® Fluid Bed Granulation


Date of Order	Client	Location	Country	Unit	Remark	Capacity (MTPD)	Engineering Contractor
2000	Guizhou Chitianhua Group Co., Ltd.	Chishui (Guizhou)	P.R. China	1		2.200	China Wuhuan
2000	Shanxi Lanhua Kechuang Co. Ltd.	Jincheng (Shanxi)	P.R.China	1		1.000	China Wuhuan, Chemical Eng. Corp.
2000	Jincheng Gasification Co., Ltd.	Jincheng (Shanxi)	P.R. China	1		500	Shandong Province, Design Institute
2000	National Petrochemical Co.	Razi – Bandar Imam Khomeini	Iran	1		1.800	Snamprogetti S.p.A.
2000	Zia Fertilizer Company Ltd.	Zia	Bangladesh	1		1.600	China Huanqiu Chemical Eng. Corp.
2000	Petrochemical Industries Company (K.S.C.)	Shuaiba	Kuwait	1		1.750	Tecnimont S.p.A.
1999	Qingdao Tianzhu Chemical Co., Ltd.	Qingdao, (Shandong)	P.R. China	1		500	China Hualu Engineering Corp.
1999	NamHae Chemical Co.	Yochon, (Yosu)	South Korea	1		1.500	Daewoo Eng. Co.
1999	Yunnan Yuntianhua Co., Ltd.	Shuifu (Yunnan)	P.R. China	1		2.300	China Hualu, Engineering Corp.
1999	P.T. Pupuk Kalimantan Timur, (Kaltim)	Bontang	Indonesia	1		1.725	Mitsubishi Heavy Industries Ltd.
1999	Luxi Chemical Co., Ltd.	Liaocheng (Shandong),	P.R. China	1		1.500	Shandong Province Design Institute
1999	Sichuan Chemical Works Group Ltd.	Chengdu (Sichuan)	P.R.China	1		1.740	Sichuan Chem. Works Design Institute
1998	FertiNitro S.A.	Jose,	Venezuela	2	Lines à	2.200	Snamprogetti S.p.A.
1998	Profertil S.A.	Bahia Blanca	Argentina	2	Lines à	1.625	Snamprogetti S.p.A.
1998	Sinopec International Jinling Co.	Jinling (Nanjing),	P.R. China	1		2.000	Staff
1998	Incitec Ltd.	Gibson Island (Brisbane) Queensl	Australia	1		950	Shedden Uhde Pty
1998	Petrochemical Industries Company (K.S.C.)	Shuaiba	Kuwait	1		1.750	Tecnimont S.p.A.
1998	Egyptian Fertilizer Co.	Suez	Egypt	1		2.000	Uhde GmbH
1998	Hubei Yihua Limited Liability Corp.	Yichang, (Hubei)	P.R. China	1		600	China Wuhuan Chemical Eng. Corp.
1997	Saudi Arabian Fertilizer Co. (Safco II)	Al Jubail,	Saudi Arabia	1		1.800	Tecnimont S.p.A.



Reference List

UFT® Fluid Bed Granulation

Date of Order	Client	Location	Country	Unit	Remark	Capacity (MTPD)	Engineering Contractor
1996	Abu Qir Fertilizers Co. (AFC)	Alexandria,	Egypt	1		2.000	Uhde GmbH
1996	Petronas Fertilizer Sdn. Bhd. (PFK)	Kedah,	Malaysia	1		2.000	Mitsubishi Heavy Industries Ltd.
1996	Saskferco Inc.	Belle Plaine, Saskatchewan	Canada	1	Revamp to	2.850	Staff / Uhde GmbH
1996	P.T. Pupuk Kalimantan Timur (Kaltim)	Bontang,	Indonesia	1		1.725	Chiyoda Corp.
1996	Yara Sluiskil B.V.	Sluiskil,	The Netherlands	1		1.050	Staff
1995	FFC-Jordan Fertilizer Co. (FJFC)	Bin Qasim	Pakistan	1		1.670	Krebs-Speichim S.A.
1995	Gulf Petrochemical Industries Co. (GPIC)	Sitra	Bahrain	1		1.700	Mitsubishi Heavy Industries Ltd.
1995	CF Industries Inc.	Donaldsonville	Louisiana, USA	1		2.000	Uhde GmbH
1994	Qatar Fertilizer Co. (Qafco III)	Mesaieed	Qatar	1		2.200	Uhde GmbH
1993	Fudao Chemical Industry Corp.	Basuo (Hainan)	P. R. China	1		1.765	Snamprogetti S.p.A.
1992	Borden Chemicals and Plastics, L.P. (BCP)	Geismar, Louisiana	USA	1		725	Badger Inc.
1990	Saskferco Inc.	Belle Plaine, Saskatchewan	Canada	1		2.000	Uhde GmbH
1990	Saudi Arabian Fertilizer Co. (Safco I)	Al Jubail	Saudi Arabia	1		1.800	Chiyoda Corp.
1990	Karnaphuli Fertilizer Co. Ltd. (Kafco)	Chittagong	Bangladesh	1		1.725	Chiyoda Corp.
1989	Asean Bintulu, Fertilizer Sdn. Bhd. (ABF)	Bintulu	Malaysia	1	Revamp to	1.850	Uhde GmbH
1989	Jamuna Fertilizer Co. Ltd.	Tarakandi	Bangladesh	1		1.700	Mitsubishi Heavy Industries Ltd.
1988	National Chemical Fertilizer Co. (Ibn Al Baytar)	Al Jubail	Saudi Arabia	1		1.500	T.P.L. S.p.A.
1983	Kynoch Fertilizer Ltd.	Modderfontein	South Africa	1		1.000	AECI Engineering (Pty) Ltd.
1982	Asean Bintulu, Fertilizer Sdn. Bhd. (ABF)	Bintulu	Malaysia	1		1.500	Uhde GmbH, Kobe Steel Ltd.
1980	Agrium Inc.	Fort Saskatchewan	Alberta, Canada	2	Lines à	455	Foster Wheeler Corp., M.W. Kellogg Co.



thyssenkrupp

Industrial Solutions
thyssenkrupp Fertilizer Technology
16 | September | 2019

Reference List

UFT[®] Fluid Bed Granulation

Date of Order	Client	Location	Country	Unit	Remark	Capacity (MTPD)	Engineering Contractor
1980	PCS Nitrogen Inc.	Point Lisas	Trinidad	2	Lines à	810	Snamprogetti S.p.A.
1978	Yara Sluiskil B.V.	Sluiskil	The Netherlands	1		800	Staff
1975	Yara Sluiskil B.V.	Sluiskil	The Netherlands	1		150	Staff