

Investors' Information

January 2006

ThyssenKrupp



FY 2004/05 – Best Performance Ever

- **Value generation increased over last year**
 - EVA of €1,087 million compared to €572 million in FY 2003/04
- **EBT increased to €1,836 million, 24% higher yoy**
 - Driven by strong performance of Steel, Technologies and Services
- **Net income (incl. discontinued operations) up 13% at €1,019 million**
 - Earnings per share reached €2.05 compared with €1.81
- **Net financial credit for the first time: €9 million**
 - Gearing at -0.1%
- **Proposal to increase dividend by €0.10 to €0.70 per share, in addition special dividend of €0.10 per share**



FY 2004/05 – Highlights

Strong performance as the result of...

- successful execution of our strategy to focus on Steel, Capital Goods and Services
- numerous efficiency enhancement programs, predominantly TK best
- improved market positions

...and despite...

- significant price hikes for raw materials and energy
- suffering OEMs in North America



29 Portfolio Optimizations in 2004/05

Steel

CS Inox (IT)*	Acquisition
Eurinox (NL/TR)*	Acquisition
Dortmunder Eisenbahn (DE)	Disposal
MRT (IT)	Acquisition
EWK (DE)	Disposal
Hoesch Contecna (DE)	Disposal

Automotive

QDF (GB)	Disposal
JV TK Gerlach/Sumitomo (CN)**	Acquisition
Fahrzeugguss (DE)	Disposal
Truck springs (PT, RO)	Disposal

Technologies

HDW (DE)	Acquisition
Elastomertechnik (DE)	Disposal
Stahlbau Hanover (DE)	Disposal
G&L Motion Control (US)	Disposal
TK INSA (ES)	Disposal
MetalCutting (DE, GB, US)	Disposal
Turbinenkomponenten (DE, US)	Disposal

Elevator

Kare Elevators & Engineering (IN)	Acquisition
Ascensores Silves Hidrolex (ES)	Acquisition
Trapo Küng (CH)	Acquisition
Ceteco (IT)	Acquisition
Ascensores Juan Pena (ES)	Acquisition
R&O Elevator (US)	Acquisition

Services

TMH/ThyssenKrupp Mannex (DE)	Winding down
MUT (CZ)	Acquisition
Automata (BR)	Acquisition
Lesser Group (DE)	Acquisition
Eckhardt Marine (DE)	Disposal

Real Estate

TK Wohnimmobilien (DE)	Disposal
------------------------	----------

* minority interest / ** 34%



11 Portfolio Optimizations in 2005/06

Steel

Special profile operations (DE)* **Disposal** ⁺

Elevator

Sun Rhine Enterprises (TW) **Acquisition**
 General Elevator Maintenance (CA) **Acquisition**
 Atlantic Elevator (US) **Acquisition**

Technologies

Atlas Elektronik (DE)** **Acquisition** ⁺

Services

Jupiter Stomana (BG)*** **Acquisition**
 Coferal (DE) **Acquisition**
 RIP (BR)**** **Acquisition** ⁺
 Krupp Druckereibetriebe (DE) **Disposal**
 Standardkessel (CH) **Acquisition** ⁺
 Hearn Group (CA) **Acquisition** ⁺

* 75.1% / ** 60% / *** 80% / **** 51%

⁺ closing not yet completed



Successful Disposal Program

	Number of Entities	Sales (annual)	EBT (annual)	Net Financial Debt*	Pension Obligations	Employees
Fiscal year 2002/03	12 ^{**}	€919 m	€1 m	€242 m	€19 m	4,529
Fiscal year 2003/04	9	€1,458 m	€(8) m	€263 m	€160 m	8,125
Fiscal year 2004/05	8	€1,981 m	€119 m	€348 m	€234 m	9,742
Total	29	€4,358 m	€112 m	€853 m^{***}	€413 m^{***}	22,396
Subsequent events	4	€333 m	€(11) m	€113 m ^{***}	€25 m ^{***}	1,600

* when company was disposed of ** incl. non-consolidated entities *** as on last reporting date when deal was announced



Outlook

- If the economic forecasts prove accurate, we anticipate a positive performance overall in 2005/2006.

- According to current plans, we expect sales in the region of €43 billion in the current fiscal year.

- Our long-term target for pre-tax earnings is around €1.5 billion, and in fiscal 2005/2006 we once again plan to achieve a figure of this magnitude, excluding major nonrecurring effects.

- We will continue to pay a dividend based on our earnings performance.

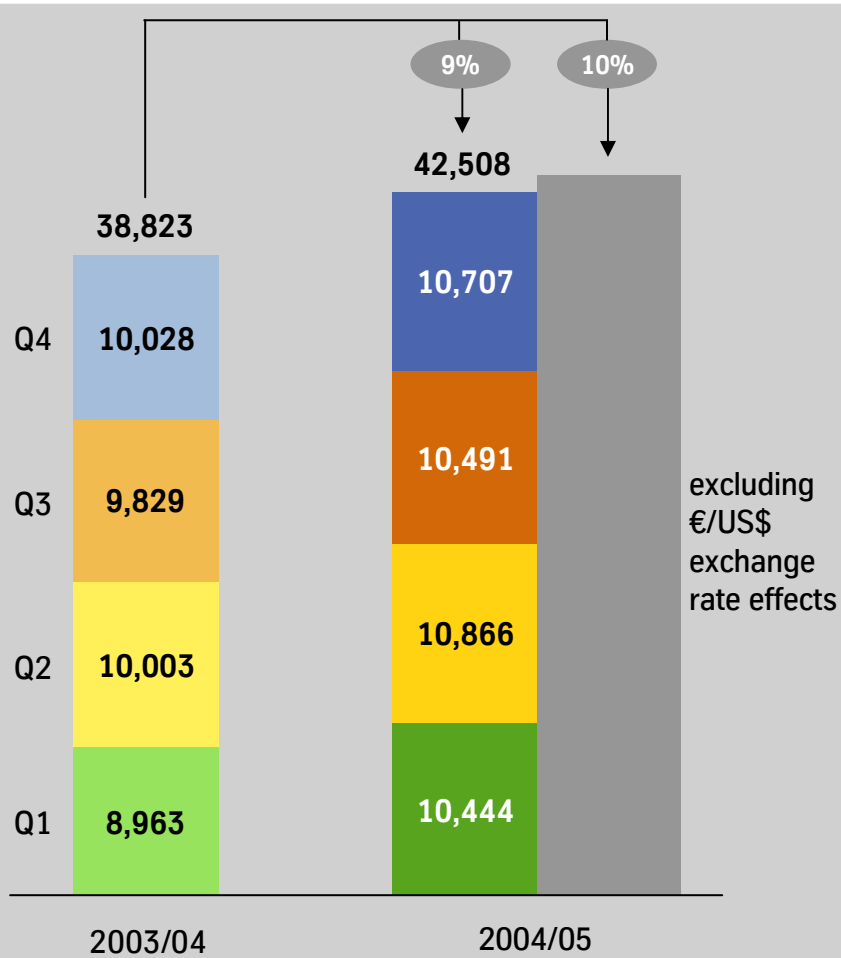
As published in the Annual Report 2004/05, p. 52, December 01, 2005



Group in Figures (I)

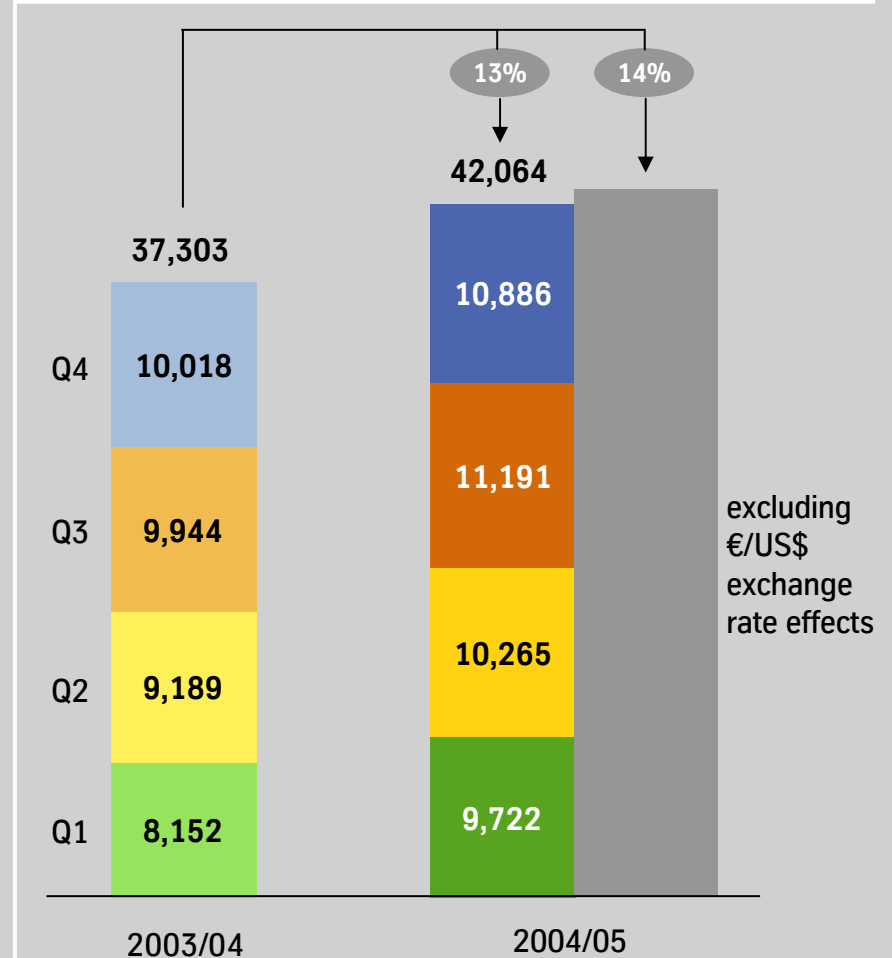
Order intake

million €



Sales

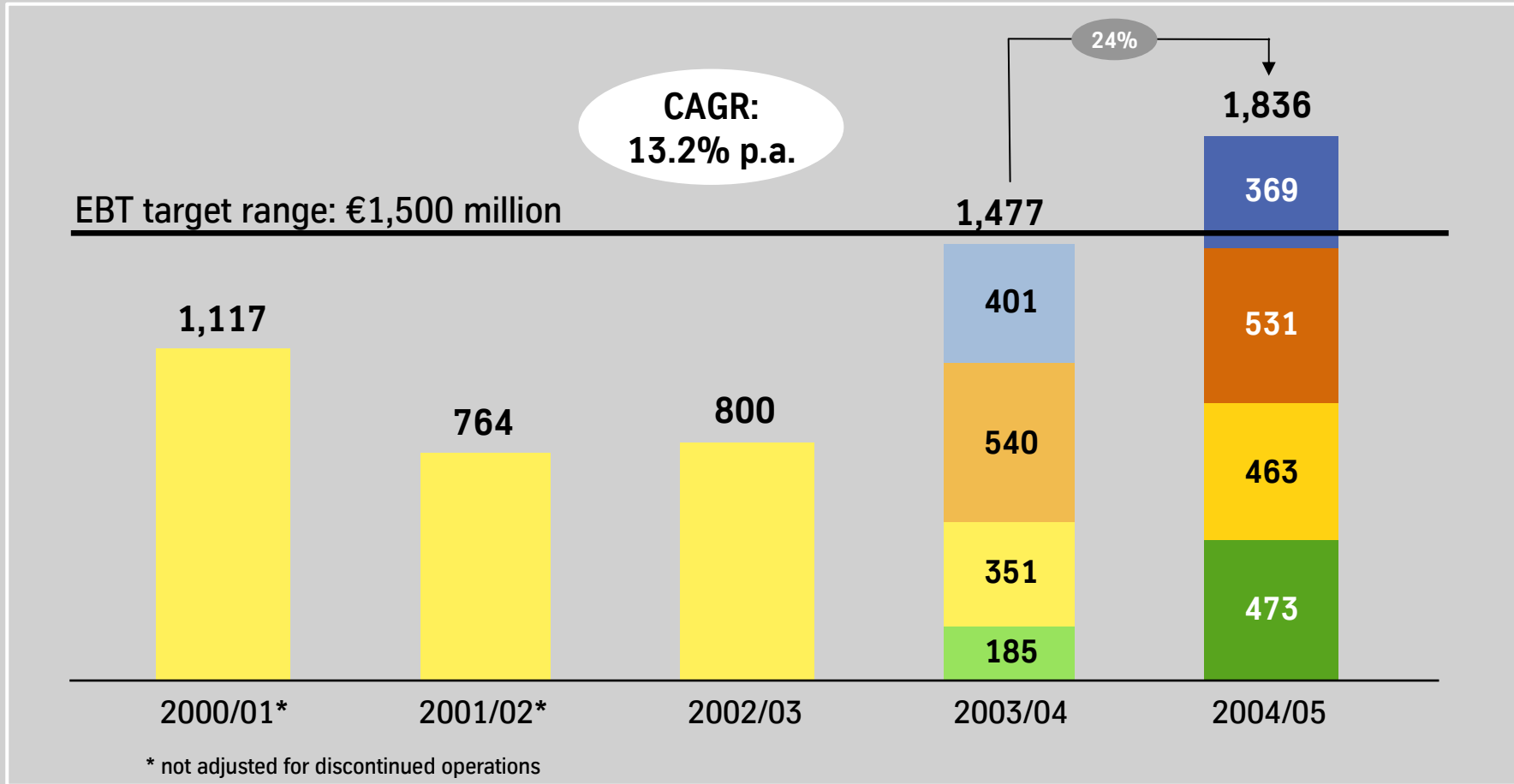
million €



Group in Figures (II)

EBT

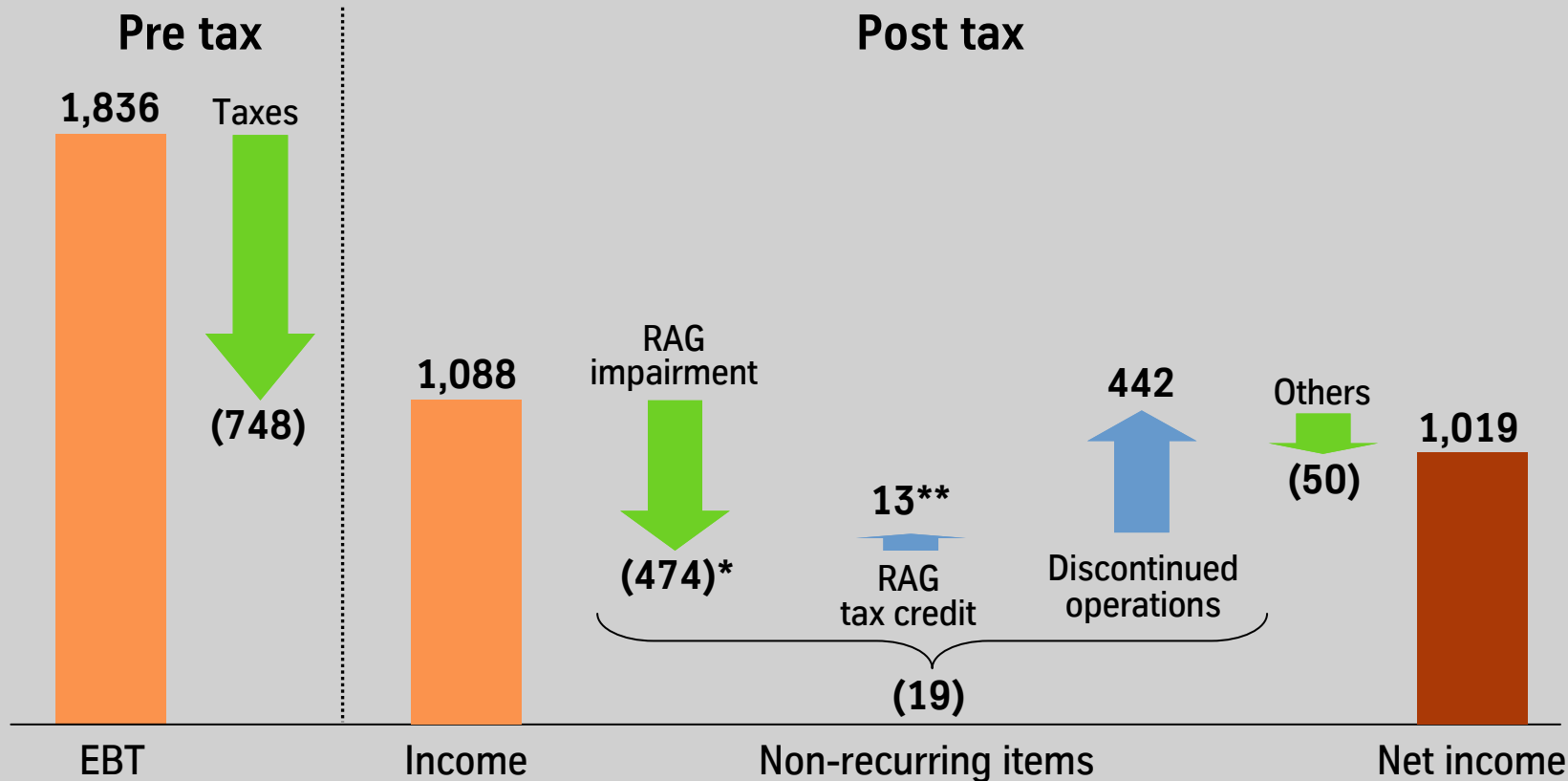
million €



Group in Figures (III)

Development of net income

million €



* Impairment of RAG (€442 million); increase of accrual for asset retirement obligations stemming from former mining business (€32 million)

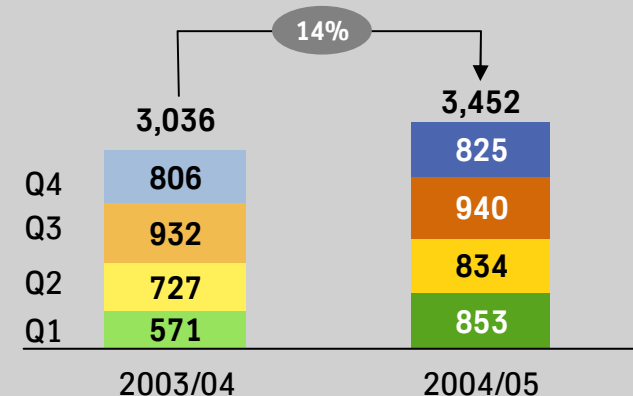
** Tax credit on increase of accrual



Group in Figures (IV)

EBITDA*

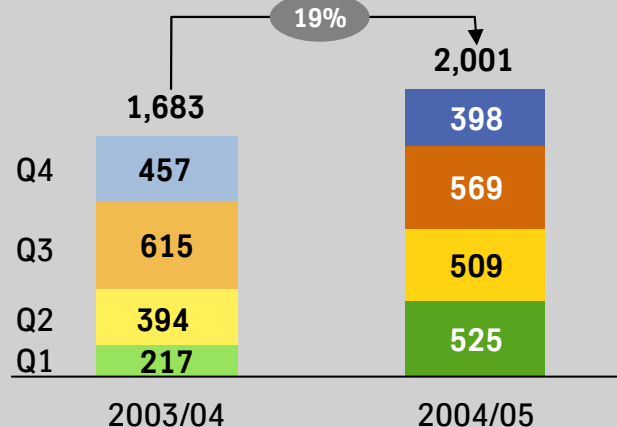
million €



* excl. interest on accrued pension liabilities

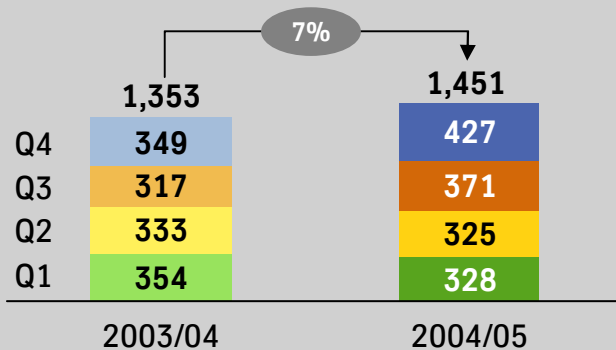
EBIT

million €



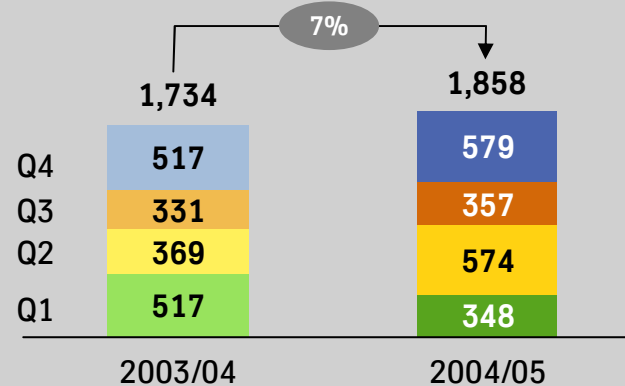
Depreciation and amortization

million €



Capital expenditures*

million €



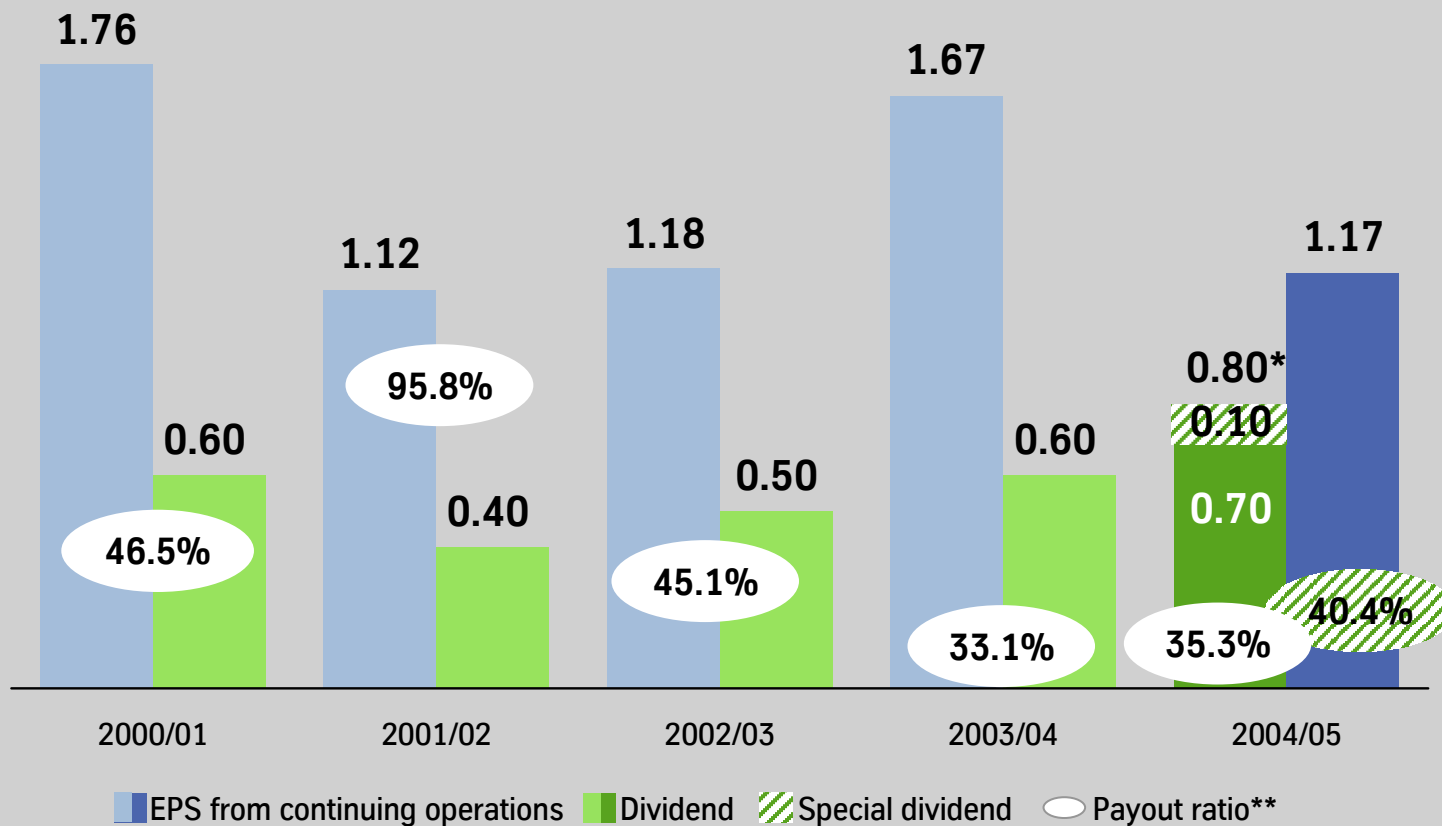
* incl. financial investments; figures not adjusted in accordance with SFAS 144



Group in Figures (V)

Earnings per share, dividend and payout ratio

€



* proposal to Annual General Meeting

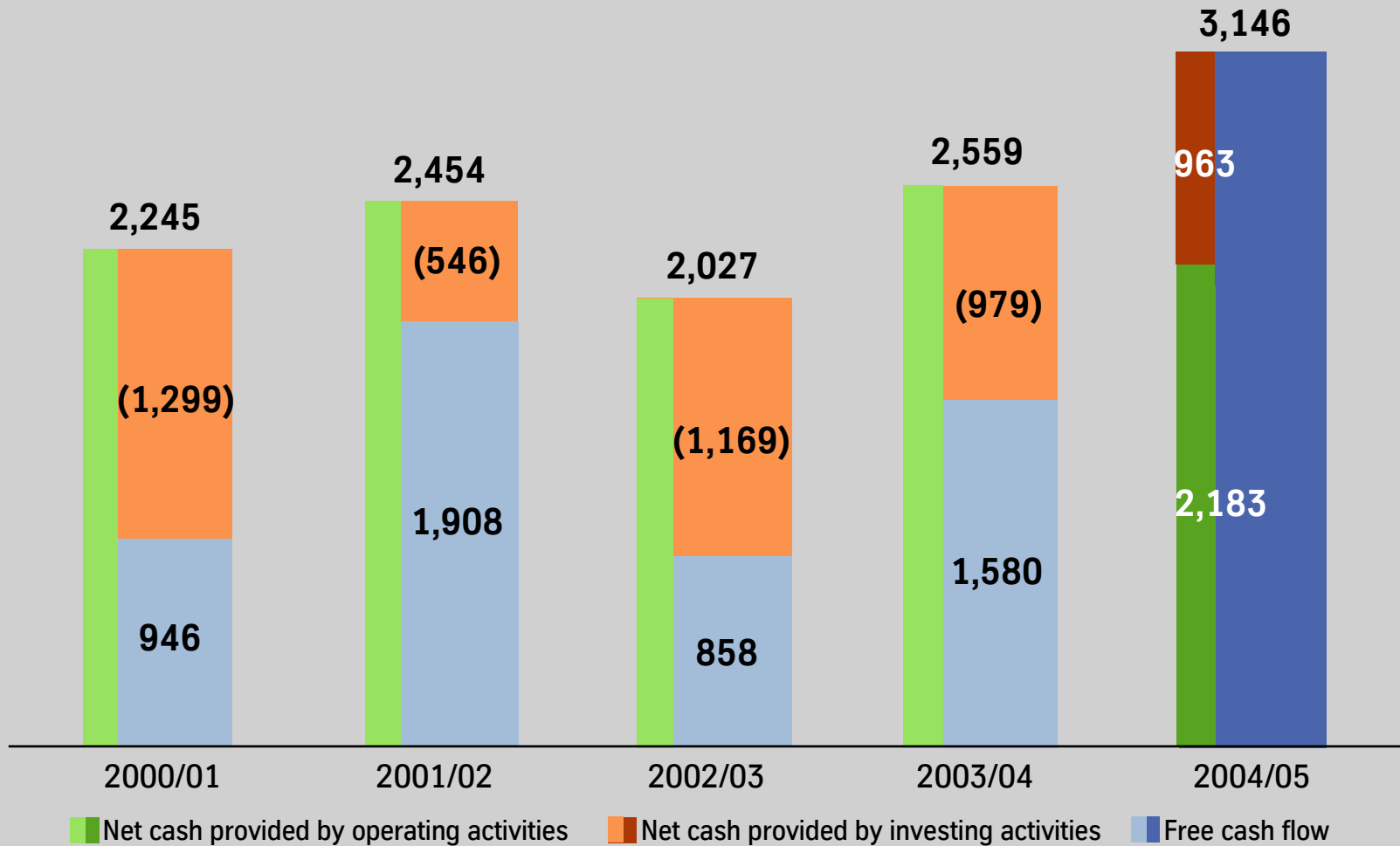
** payout ratio related to net income incl. discontinued operations



Group Overview – Cash Flow

Net cash provided by operating and investing activities, free cash flow

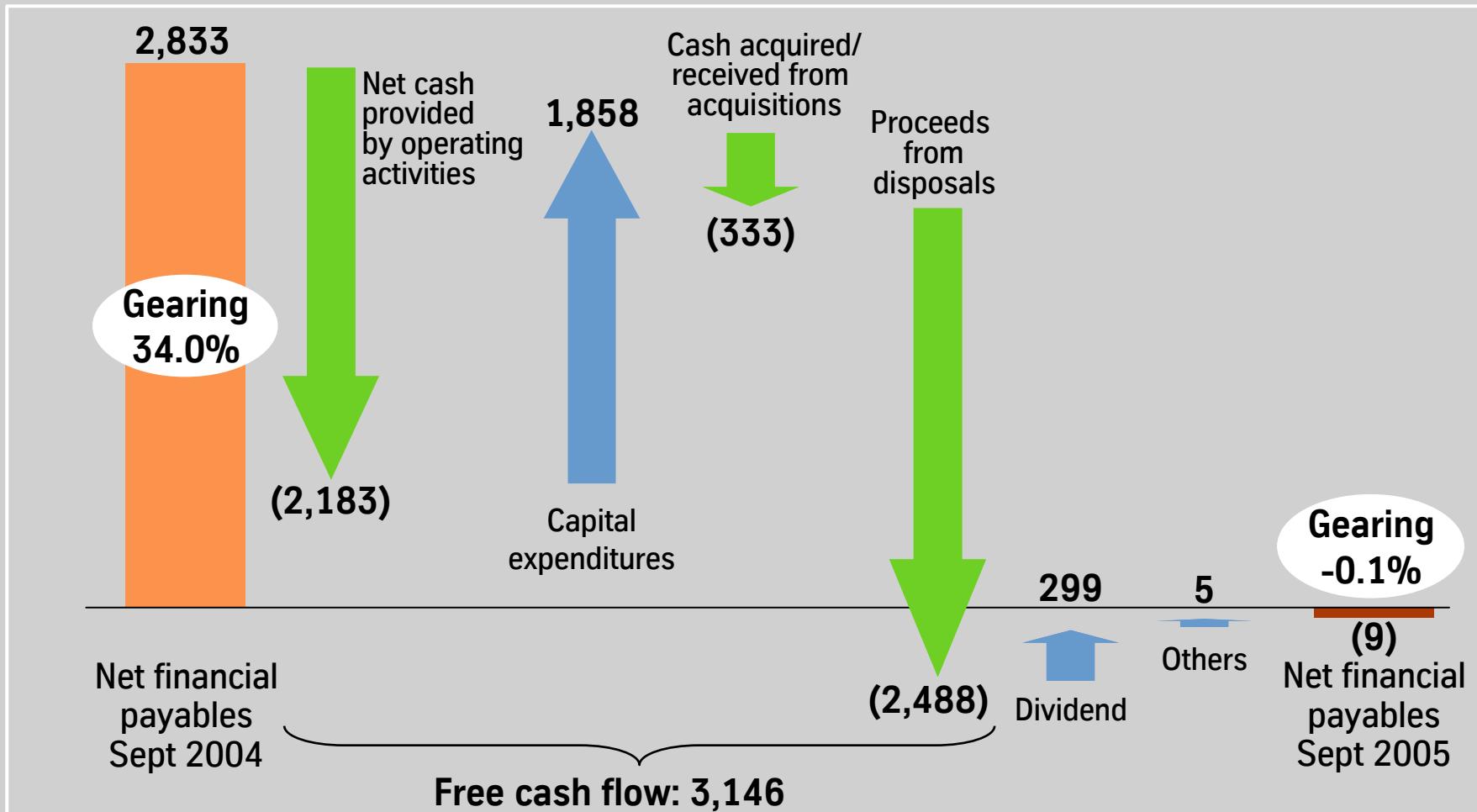
million €



Group Overview – Balance Sheet

Progression of net financial payables

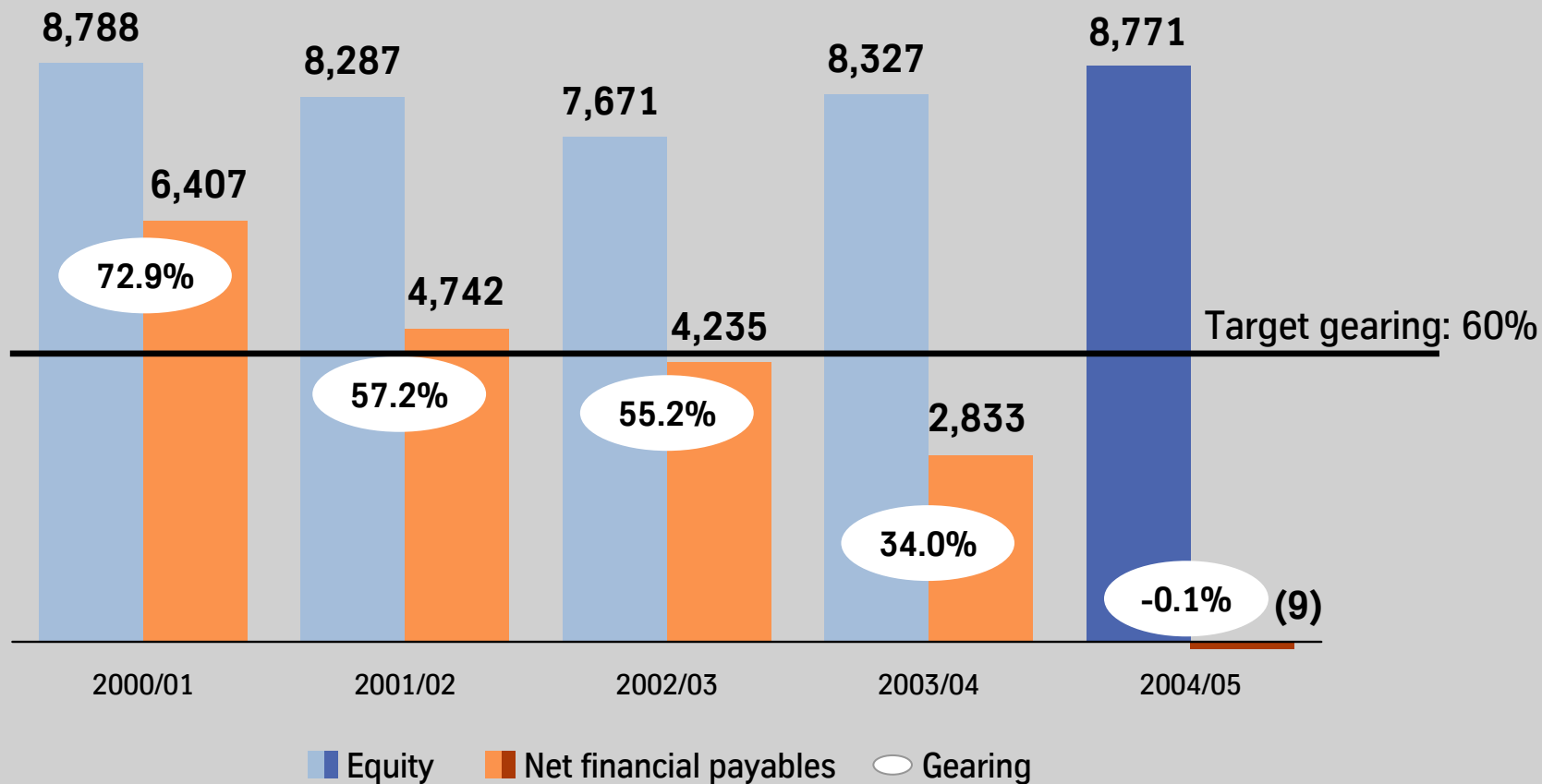
million €



Group Overview – Gearing

Ratio of net financial payables to equity (gearing)

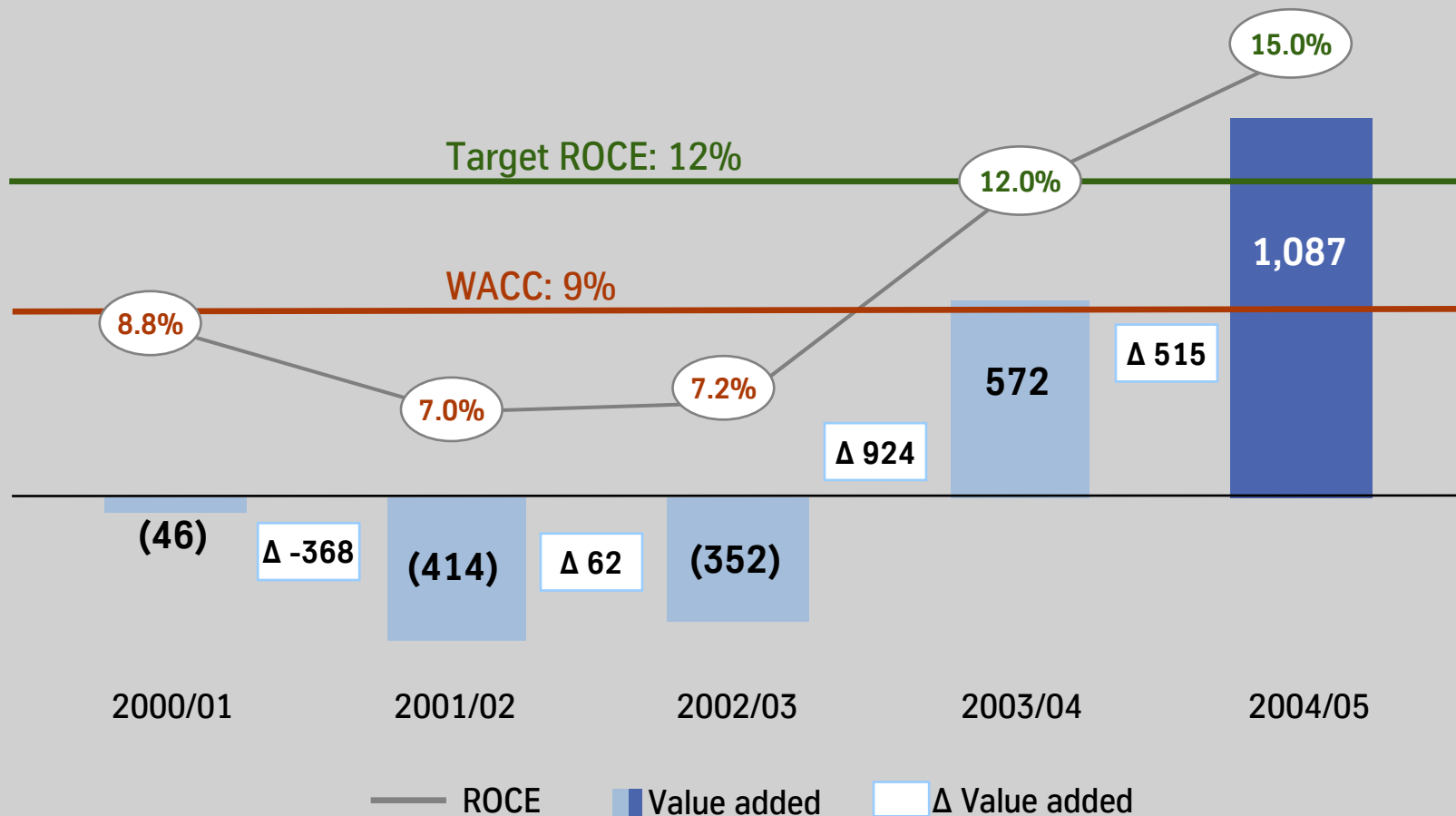
million €



Group Overview – Value Indicators

ROCE and value added

million €



Value Indicators by Segment

	Capital Employed*/** in million €	WACC in % 2003/04 and 2004/05	Target ROCE in %	ROCE** in %		EVA** in million €		Change
				2003/04	2004/05	2003/04	2004/05	
Group	17,994	9.0	12.0	12.0	15.0	572	1,087	515
thereof								
Steel	8,804	10.0	12.0	12.6	16.0	226	526	300
Automotive	3,145	9.5	17.0	12.7	5.0	100	(141)	-241
Technologies	936	10.0	15.0	14.7	(3.7)***	27	(128)	-155
Elevator	1,752	9.0	18.0	23.7	21.6	250	220	-30
Services	2,677	9.0	14.0	12.9	14.6	105	150	45

* average 2004/05
 ** incl. discontinued operations
 *** impacted by disposal loss of MetalCutting

■ above target ROCE ■ above WACC, below target ROCE ■ below WACC



ThyssenKrupp Group

ThyssenKrupp AG

Group sales: €42.1 billion • EBT: €1,836 million • Employees: 183,729

Steel	Stainless	Automotive	Technologies	Elevator	Services
Sales: €9.7 bn EBT: €1,063 m Empl.: 31,576	Sales: €5.6 bn EBT: €282 m Empl.: 12,201	Sales: €7.6 bn EBT: €49 m Empl.: 42,541 <ul style="list-style-type: none"> • Chassis • Body • Powertrain 	Sales: €5.7 bn EBT: €172 m Empl.: 27,449 <ul style="list-style-type: none"> • Plant Technology • Marine Systems • Mechanical Engineering • Transrapid 	Sales: €3.8 bn EBT: €352 m Empl.: 34,151 <ul style="list-style-type: none"> • 4 regional Business Units • Accessibility • Escalators/ Passenger Boarding Bridges 	Sales: €12.5 bn EBT: €380 m Empl.: 34,835 <ul style="list-style-type: none"> • Materials Services Europe • Materials Services North America • Industrial Services • Special Products
Steel		Capital Goods			Services

Figures FY 2004/05; continuing operations; inter-segment sales unconsolidated; employees as at Sept 30, 2005

ThyssenKrupp



Segment Overview – Steel (I)

Steel

million €	Fiscal Year			
	2003/04	2004/05	Change	Change in %
Order intake	13,696	14,399	703	5.1
• Carbon Steel	8,839	8,791	-48	-0.5
• Stainless Steel	5,068	5,573	505	10.0
Sales	13,151	14,752	1,601	12.2
• Carbon Steel	8,387	9,291	904	10.8
• Stainless Steel	4,990	5,568	578	11.6
EBITDA	1,727	2,122	395	22.9
• Carbon Steel	1,217	1,625	408	33.5
• Stainless Steel	586	499	-87	-14.8
EBIT	996	1,370	374	37.6
• Carbon Steel	661	1,045	384	58.1
• Stainless Steel	433	339	-94	-21.7
EBT	916	1,302	386	42.1
• Carbon Steel	608	1,002	394	64.8
• Stainless Steel	385	282	-103	-26.8

		Fiscal Year			
		2003/04	2004/05	Change	Change in %
Capital employed (CE)*	ave. €m	8,685	8,804	119	1.4
ROCE*	%	12.6	16.0	3.4%-p.	27.0
EVA*	€m	226	526	300	+
Capex	€m	729	753	24	3.3
Deprec./amort. (D/A)	€m	731	752	21	2.9
Free cash flow (FCF)	€m	794	555	-239	-30.1

* incl. discontinued operations



Segment Overview – Steel (II)

Steel

	Fiscal Year			
	2003/04	2004/05	Change	Change in %
Crude steel output* (1,000 tons)	16,701	16,467	-234	-1.4
• Carbon Steel	13,978	13,826	-152	-1.1
• Stainless Steel	2,723	2,641	-82	-3.0
Shipments (1,000 tons)				
• Carbon Steel total	12,730	11,766	-964	-7.6
• Carbon Steel CRC**	7,272	6,792	-480	-6.6
• Carbon Steel HRC***	4,549	4,238	-311	-6.8
• Stainless total	2,519	2,239	-280	-11.1
• Stainless cold-rolled	1,742	1,578	-164	-9.4
Employees (Sept 30)	44,013	43,777	-236	-0.5
• Carbon Steel	30,618	30,368	-250	-0.8
• Stainless Steel	11,811	12,201	390	3.3

* excl. EWK ** incl. NGO-Electrical Steel *** excl. hot-strip for NGO-Electrical Steel

Steel

- Steel market in 2005 characterized by further production growth (China, India) and inventory cycle-driven demand weakness as well as import pressure in certain markets (NAFTA, Western Europe)
- Increase in contract prices due to cost pressure from the raw materials side whereas spot prices declined from mid-2005
- Production cuts in the NAFTA region and Europe to rebalance supply and demand; ThyssenKrupp underutilized carbon steel production by around 800,000 tons and 120,000 tons at Stainless up to the end of fiscal 2004/05
- Crude steel production at ThyssenKrupp Steel at 16.5 million tons - almost at prior year level
- Recent pick-up in demand in conjunction with normalization of customers' inventories and price increases will further expand the business
- Carbon steel market much more disciplined than the stainless steel market



Segment Overview – Steel (III)

Steel

Carbon Steel

- Sales increase price related rather than volume-related; full-year average prices up 23% due to contract business at ThyssenKrupp Stahl, weaker markets led to decline in spot prices in mid-2005; pleasing development at all other business units; orders lower at Tailored Blanks
- Repeated improvement in EBT with ThyssenKrupp Stahl as main contributor; higher average revenues and continued performance-enhancement measures buffered rising costs for raw materials and lower volumes
- Medium-wide strip, non-grain-oriented steel, service centers and cold room business with significant improvements; tinplate products and tailored blanks weaker than prior year period
- Even in a less dynamic steel market, again clear increase in EBT and EVA; ROCE well above target of 12%

Stainless Steel

- Sales increase due to higher base prices (first half of fiscal year) and higher surcharges (alloys, scrap); shipments down reflecting weaker demand as well as production cutbacks for cold-rolled strip; nickel base alloys with strong rise in sales due to higher volumes and prices
- Decline in earnings due to sharp fall in base prices and rising material costs especially for alloys; cost-reduction and efficiency enhancement programs bolstering German activities; nickel base alloys with significant earnings increase
- Mexinox with stable earnings; Terni and SKS suffering from restructurings, production cutbacks (Italy) and inventory write-downs due to a substantial fall in base prices (China)

Special Materials (redundant starting fiscal 2005/06)

- Profit achieved after clear loss in the previous year, only made by German and French grain-oriented electrical steel activities



Segment Overview – Capital Goods (I)

Automotive

		Fiscal Year			
		2003/04	2004/05	Change	Change in %
Order intake	€m	7,250	7,890	640	8.8
Sales	€m	7,247	7,627	380	5.2
EBITDA	€m	606	379	-227	-37.5
EBIT	€m	300	90	-210	-70.0
EBT	€m	260	49	-211	-81.2
CE*	ave. €m	3,146	3,145	-1	0.0
ROCE*	%	12.7	5.0	-7.7%-p.	-60.6
EVA*	€m	100	(141)	-241	-
Capex	€m	439	461	22	5.0
D/A	€m	306	289	-17	-5.6
FCF	€m	159	(53)	-212	-
Employees(Sept 30)		42,139	42,541	402	1.0

* incl. discontinued operations

- Higher order intake and sales reflecting a generally improved market environment with higher volumes (new model and plant launches) and increased business (system business, foundries, car/truck crankshafts)
- Excluding €/US\$ exchange rate effects, order intake and sales would have been 10.8% and 7.3% higher respectively
- EBT burdened by €28 million impairment loss for Detroit plant
- Body & Chassis NA: Rise in profits at foundries (better workloads, passing on scrap price increases) but continuing low productivity at stamping plants; Body & Chassis EU/AP/LA with lower earnings compared to last year caused by weaker performance and special items (Rover insolvency, withdrawal from Valmet); Powertrain again main contributor to income
- Restructuring of North American business continued with sale of TK Stahl Company; ROCE and EVA negatively impacted by impairment charge



Segment Overview – Capital Goods (II)

Technologies

		Fiscal Year			
		2003/04	2004/05	Change	Change in %
Order intake	€m	4,770	5,514	744	15.6
Sales	€m	4,083	5,687	1,604	39.3
EBITDA	€m	151	245	94	62.3
EBIT	€m	52	109	57	+
EBT	€m	88	172	84	95.5
CE*	ave. €m	572	936	364	63.6
ROCE*	%	14.7	(3.7)	-18.4%-p.	-
EVA*	€m	27	(128)	-155	-
Capex	€m	159	411	252	+
D/A	€m	99	136	37	37.4
FCF	€m	316	536	220	69.6
Employees(Sept 30)		21,980	27,449	5,469	24.9

* incl. discontinued operations

- Rise in order intake and sales driven by increased foreign demand from engineering sector (cement plants, mining/handling and construction equipment) and several shipbuilding orders/billings; order book up 60% from a year earlier
- EBT almost doubled: Mechanical Engineering again with highest contribution; profit at Marine Systems significantly improved with positive contribution from HDW group; Plant Technology negatively impacted by fair-value recognition of currency hedges and higher project cost
- ROCE and EVA negatively impacted by disposal loss (MetalCutting), excluding this effect: ROCE 26%, EVA €151 million
- Portfolio optimization completed and realization of targeted organizational structure of 3 business units: Plant Technology, Marine Systems and Mechanical Engineering
- Capex higher due to HDW acquisition; increase in FCF and employees due to inclusion of HDW group



Segment Overview – Capital Goods (III)

Elevator

		Fiscal Year			
		2003/04	2004/05	Change	Change in %
Order intake	€m	3,767	4,151	384	10.2
Sales	€m	3,569	3,773	204	5.7
EBITDA	€m	447	418	-29	-6.5
EBIT	€m	395	368	-27	-6.8
EBT	€m	370	352	-18	-4.9
CE	ave. €m	1,709	1,752	43	2.5
ROCE	%	23.7	21.6	-2.1%-p.	-8.9
EVA	€m	250	220	-30	-12.0
Capex	€m	214	119	-95	-44.4
D/A	€m	52	50	-2	-3.8
FCF	€m	99	606	507	+
Employees(Sept 30)		31,699	34,151	2,452	7.7

Elevator continued all operations.

- Market environment characterized by intensive competition, rise in starting material prices and negative €/US\$ exchange rate effects
- Despite this, growth in order intake and sales; main order increase at Americas and Southern Europe/Africa/Middle East business units following new installation and project orders (Dubai, Barcelona Metro); major rise in sales at Accessibility business unit due to expansion of activities
- Excluding €/US\$ exchange rate effects, order intake and sales would have been 11.9% and 7.3% higher respectively
- Profits at all business units, bolstered by process optimizations, efficiency gains and initiatives (“Global Service Strategy”); Accessibility business unit with clear improvement following expansion of market position
- Successful market launch of “Spirit” (machine room-less elevator) in Europe underpinning innovative strength
- Increase in FCF due to internal reallocations



Segment Overview – Services

Services

		Fiscal Year			
		2003/04	2004/05	Change	Change in %
Order intake	€m	11,437	12,473	1,036	9.1
Sales	€m	11,306	12,504	1,198	10.6
EBITDA	€m	409	541	132	32.3
EBIT	€m	288	429	141	49.0
EBT	€m	251	380	129	51.4
CE*	ave. €m	2,725	2,677	-48	-1.8
ROCE*	%	12.9	14.6	1.7%-p.	13.2
EVA*	€m	105	150	45	42.9
Capex	€m	147	190	43	29.3
D/A	€m	121	112	-9	-7.4
FCF	€m	230	385	155	67.4
Employees(Sept 30)		33,211	34,835	1,624	4.9

* incl. discontinued operations

- Favourable pricing conditions for most materials in the first half of the year; weakening of prices especially for carbon steel in the US in the second half
- Rise in sales at all business units and mainly at Materials Services North America; less favourable market conditions offset by expanding business in terms of product/service range and regions
- Largest earnings contribution from Materials Services Europe mainly due to continuing high price levels; major improvement at Industrial Services on the back of pleasing foreign demand and business development efforts; Special Products again very strong
- Overall clear increase in EBT and EVA; ROCE above target of 14%
- Business activities further streamlined with sale of two smaller entities
- Strong focus on further managing the net working capital successfully



Cleaning up the Balance Sheet – RAG Impairment

- Political environment regarding the coal mining in Germany has worsened significantly
- Therefore full impairment of the investment in RAG at €442 million
- Classified as non-recurring item
- Additional increase by €32 million of accrual for asset retirement obligations stemming from former mining business to reflect a shortened time frame



Acquisition of a World Class Asset: HDW

million €	01.01.2005
Intangible assets	210
Goodwill	964
Property, plant and equipment	249
Financial assets	10
Inventories	359
Trade accounts receivable, net	195
Other assets	126
Marketable securities and cash and cash equivalents	703
Other operating assets incl. deferred income taxes	23
Total assets acquired*	2,839
Accrued pension and similar obligations	167
Other accrued liabilities	479
Financial payables	361
Trade accounts payable	138
Payables from orders in progress (POC)	1,245
Other payables incl. deferred income taxes	134
Total liabilities assumed*	2,524
Minority interest	7
Net assets acquired	308

* Estimated fair values of the assets and liabilities assumed at the date of acquisition

- Newly formed group is managed by ThyssenKrupp Marine Systems AG (TKMS)
- ThyssenKrupp holds 75% in TKMS and will assume industrial management
- The seller (One Equity Partners) received a 25% stake in TKMS plus a payment of €220 million (funded from the cash resources of the new shipyard group)
- This resulted in a total purchase price of €308 million
- Results of HDW group have been consolidated since January 1, 2005
- Net cash taken over €342 million



Continuously Conservative on Pension Assessment

- Internally funded pension obligations previously discounted at a rate of 5.5% (Germany)
- Discount rate adapted to current market rate of 4.0% (Germany)
⇒ Very conservative valuation approach
- Reduction in discount rate results in corresponding increase in pension obligations
- Peak in pension payments will be reached in 2006/07



Fiscal Year 2004/2005 – Wrap-up

⇒ Consolidation concluded

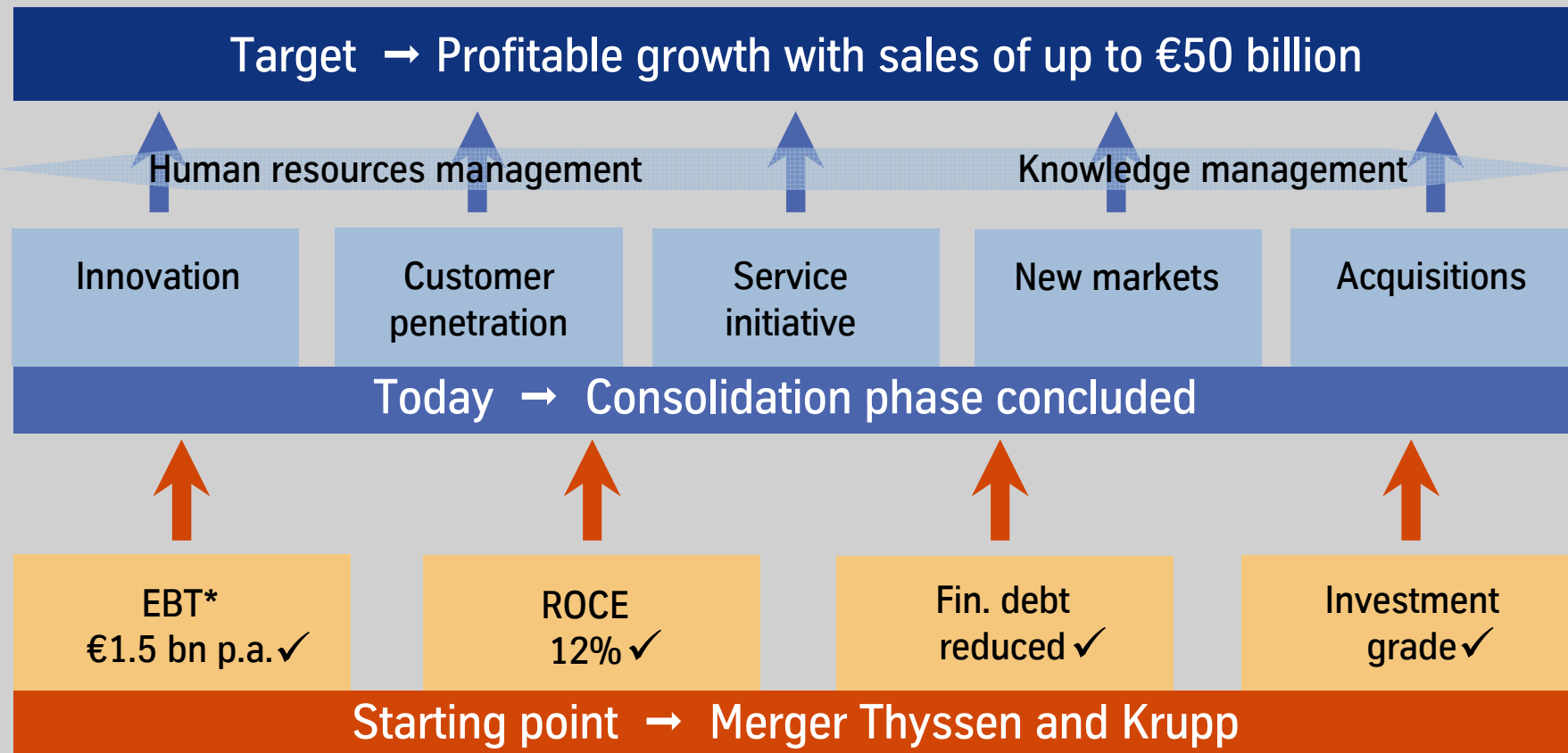
- Best performance ever:
Record EBT €1,836 million, ROCE 15.0%, EVA €1,087 million, exceeding the very good results of last year
- Balance sheet further strengthened:
Net financial credit €9 million, gearing -0.1%
- Running a tight ship: Impairment of RAG investment, sale of MetalCutting led to successful completion of the last disposal program

⇒ Shifting gears to profitable growth

- Sustainable EBT range of €1.5 billion going forward, excluding major non-recurring effects like restructurings
- Further portfolio optimizations as an ongoing process



ThyssenKrupp – Consolidation Concluded

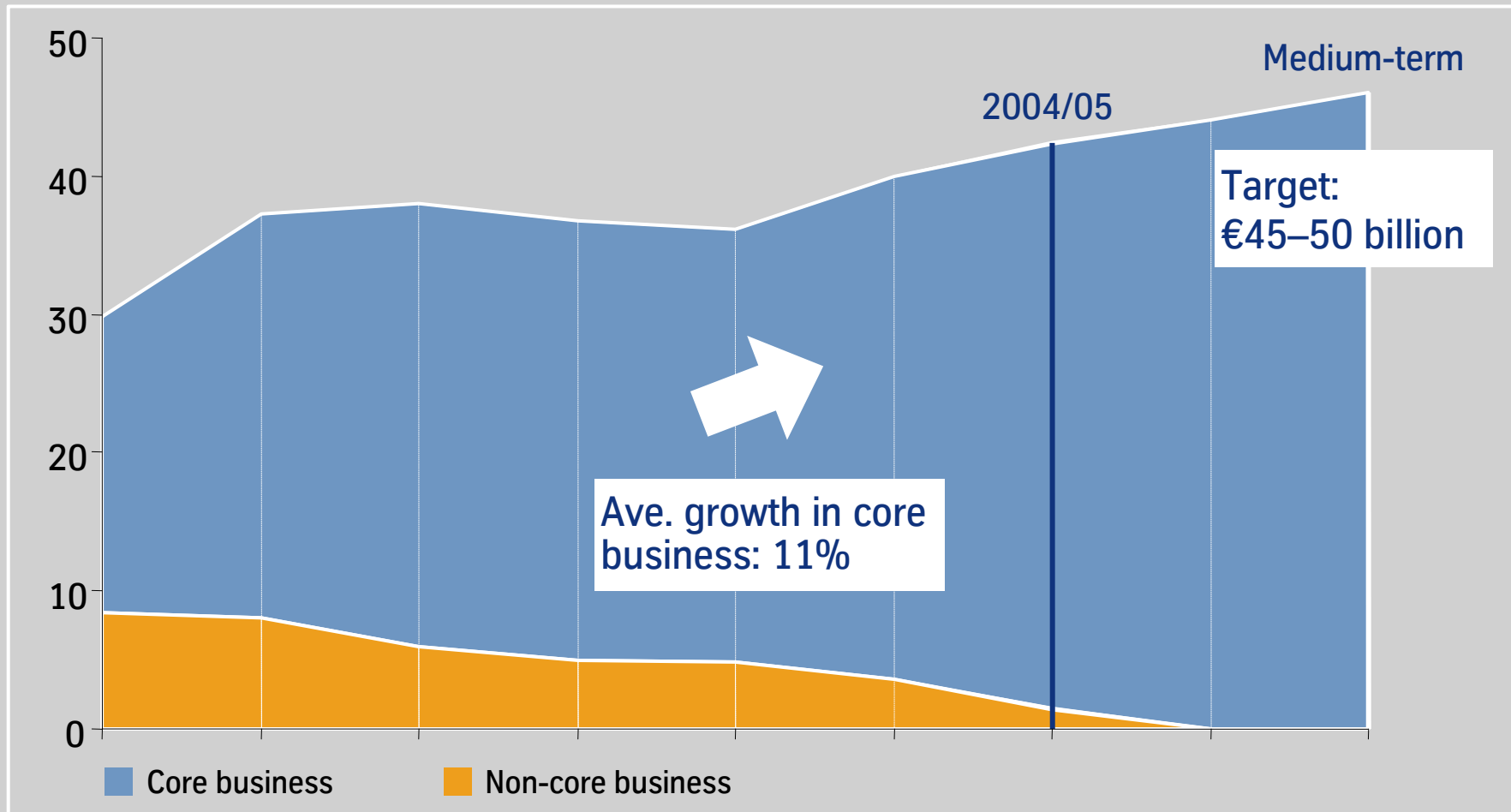


* core business



Strategic Goals for the Future

Sales of €45 - €50 billion through disproportionate growth of core business



Strategic Key Points

- Manage value systematically by concentrating on high-performance business areas and active portfolio management

- Strong commitment to sustainable profitability and value enhancement throughout the cycles

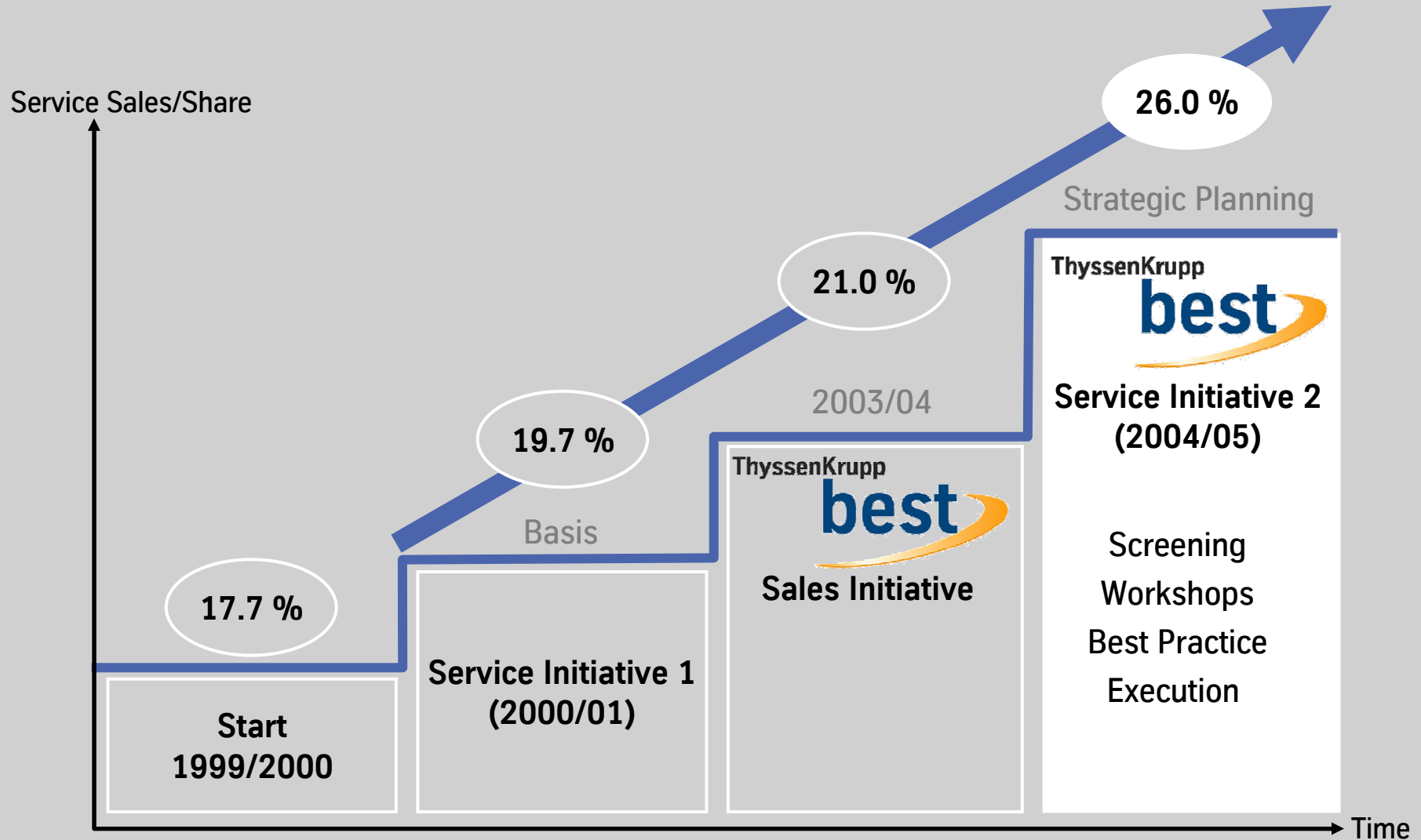
- Strengthen customer and service orientation

- Expand technological and innovative capabilities

- Make optimal use of potential within the Group



Service Initiative Gains Momentum



Innovations Pave the Way to Success

Elevator

*ThyssenKrupp
Innovation Award
2003 (1st)*


TWIN® elevator



- Production-ready elevator system with two independent cabs in one shaft
- Higher transportation performance using fewer shafts
- Reference projects: ThyssenKrupp headquarters and University of Stuttgart commercial projects: e.g. BMW Group headquarters

Steel

NSB® NewSteelBody



Automotive

*ThyssenKrupp
Innovation Award
2004 (1st)*

- ThyssenKrupp Stahl designed a complete weight-optimized steel body-in-white
- Open source project to interested auto manufacturers for joint further development
- Reference vehicle is the Opel Zafira
- The body developed under the project is 24% lighter than the reference vehicle

Technologies

Ammonia plant



- The Dual Pressure Process aimed at a significant increase in plant capacity with simultaneous reduction of the scale-up risk by applying referenced equipment
- Plant capacity increased by 65%, energy consumption to be reduced by around 5%

*ThyssenKrupp
Innovation Award
2004 (2nd)*

Technologies

EnviNOx®



- Reduction in greenhouse gases through almost complete elimination of harmful nitrogen oxides (NOx) and laughing gas (N₂O)
- First large-scale implementation completed in Linz, Austria (2003)

*ThyssenKrupp
Innovation Award
2005 (1st)*

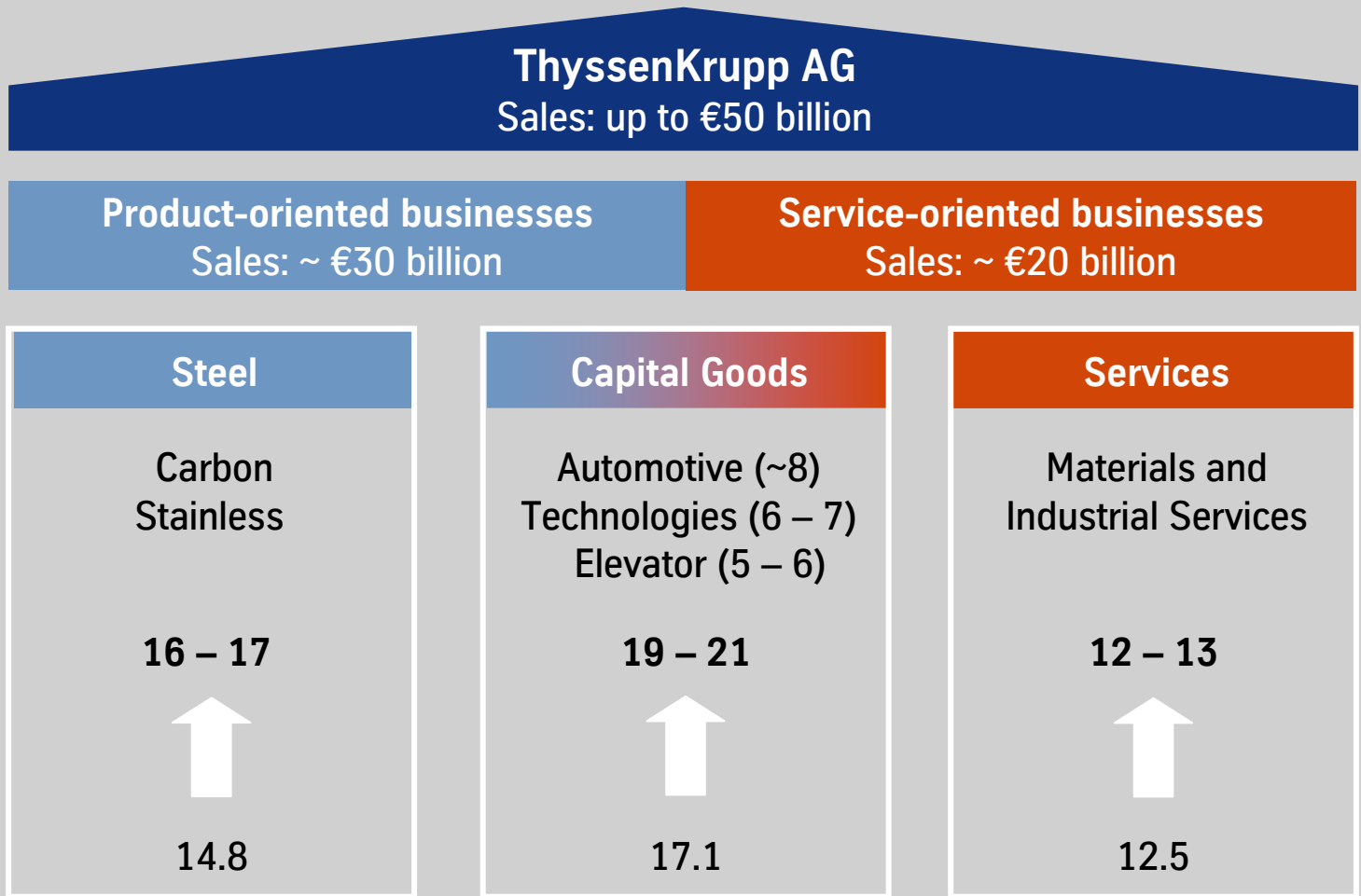


Overview of Segment Business Strategies

Steel	<ul style="list-style-type: none">• Secure and strengthen market position in Europe• Slab production site in Brazil• Expand in China, address US market
Stainless	<ul style="list-style-type: none">• Growth through downstream strategy• Secure world market leadership
Automotive	<ul style="list-style-type: none">• Focus on innovative components and systems/solutions based on them• Growth in Asia, in particular China
Technologies	<ul style="list-style-type: none">• Focus on three high-performance BUs Plant Technology, Marine Systems and Mechanical Engineering
Elevator	<ul style="list-style-type: none">• Organic growth and operational acquisitions• Strive to achieve no. 2 ranking on world market
Services	<ul style="list-style-type: none">• Growth through integrated services (material and industrial services) across customer value chains• Regional growth focused on Eastern Europe and North America



Objective: Group With Sales up to €50 Billion



* as reported on Dec 1, 2005



Conclusion

- ThyssenKrupp:
Focused industrial group based on 3 pillars,
combining value and growth components

- Strategic direction:
From consolidation to controlled profitable growth

- Strategic drivers:
Innovation, service initiative, human resources development



Financial Calendar 2006

- January 27, 2006 Annual General Meeting (Bochum, Germany)
- January 30, 2006 Payment of dividend for fiscal year 2004/05
- January 24, 2006 to February 10, 2006 Quiet Period
- February 1, 2006 Virtual Classroom Meeting on IFRS changeover
- February 13, 2006 IFRS Interim Report 1st quarter 2005/06 (Oct to Dec) Conference Call with analysts and investors
- March 14 and 15, 2006 ThyssenKrupp Field Day: Technologies and Elevator (Hamburg, Germany)
- April 25, 2006 to May 11, 2006 Quiet Period



Financial Calendar 2006/2007

- May 12, 2006 IFRS Interim Report 2nd quarter 2005/06 (Jan to Mar)
- May 15, 2006 Analysts' and Investors' Meeting (London, UK)
- July 25, 2006
to August 10, 2006 Quiet Period
- August 11, 2006 IFRS Interim Report 3rd quarter 2005/06 (Apr to Jun)
Conference Call with analysts and investors
- October 25, 2006
to November 30, 2006 Quiet Period
- December 1, 2006 Annual Press Conference
Analysts' and Investors' Meeting
- January 19, 2007 Annual General Meeting



How to Contact ThyssenKrupp Investor Relations

Institutional Investors and Analysts:

- Phone: +49 211 824-36464
- Fax: +49 211 824-36467
- E-mail: ir@thyssenkrupp.com
- Internet: www.thyssenkrupp.com

To be added to the IR mailing list, send us a brief e-mail with your details!