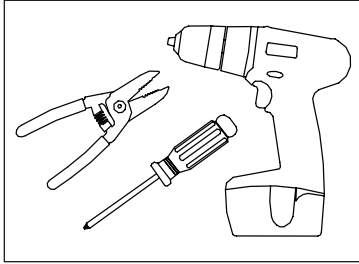
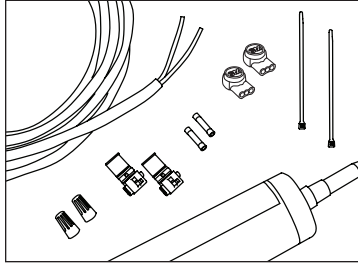


# 60C1 12 VDC Power Supply

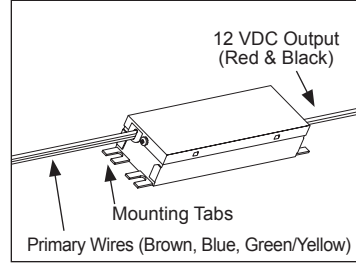
## Installation Guide for PN 701507-60C1 – NEC Class 2 Output



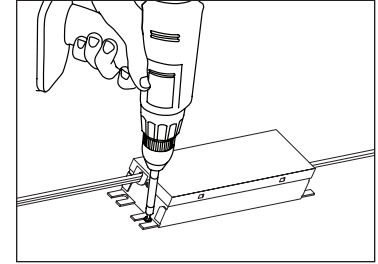
1. **Tools required:** Wire strippers, drill, and screwdriver.



2. **Supplies required:** Conduit and electrical enclosure for power supply (if not placed in a sign made from enclosure rated material), #8 or #10 pan head screws, UL Listed PLTC cable, UL Listed electrical wire connectors (e.g., wirenuts), silicone.  
**Europe:** Electrical enclosure for power supply, M3 pan head screws, PLTC cable, silicone, 3M™ Scotchlok™ connectors.



3. **Power Supply:** Identify primary wires, secondary wires, and location of mounting tabs.

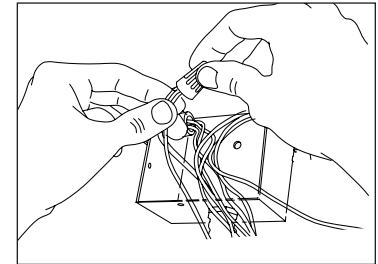


4. **Mount Power Supplies:** Use mounting tab in corner to secure power supply.

**NOTE:** Ensure adequate ventilation. Power supply operating ambient temperature is -40° to 60° C. Power supply must be mounted in an enclosure (i.e., transformer can/raceway). Power supply spacing to thermoplastic, wood, fiber, or other combustible type enclosure materials shall be 1 in. Two or more adjacent power supplies shall not be mounted closer than 1 in. end to end or 4 in. side to side. If mounted inside a sign cabinet, UL requires that cabinet is made from an enclosure rated material.

Ensure power supplies are not overloaded by verifying output current is less than 5 DC Amps.

It is recommended to use photocells or light sensors to prolong life of power supply and to keep unit at maximum operating efficiency.



5. **Connect Primary:**  
**CAUTION:** Have a licensed electrician connect primary.

# 60C1 12 VDC Power Supply

## Installation Guide for PN 701507-60C1 – NEC Class 2 Output

### TROUBLESHOOTING

If sign is not functioning properly, check the following:

- Primary voltage is between 100-277 VAC
- Secondary voltage is 12 VDC
- Output current is 5 Amps or less
- Power supply is not overloaded (see power supply capacity chart in product installation guide or SloanLED.com)
- There are no shorts in secondary wiring
- All secondary connections are RED-TO-RED and BLACK-TO-BLACK

**SloanLED products carry a limited warranty.**

**For complete details refer to the warranty policy found at SloanLED.com**



Some or all of the products shown are covered by U.S. and foreign patents pending and covered by one of more of the following U.S. patents issued: 6776504, 6969179, 7192157, 6932495, 7241031

Customer service and technical support  
888.747.4LED (888.747.4533)  
SloanLED.com • info@SloanLED.com  
P/N 401687 Rev C 2016-05-18

Europe: Customer service and technical support  
+31 88 12 44 900  
SloanLED.com • Europe@SloanLED.com

