

## OT 120/220...240/24 DIM P

CV Power supplies with 1...10 V



### Areas of application

- Suitable for use in tight, flat luminaires or installation in suspended ceilings
- Suitable for indoor and outdoor SELV installations

### Product benefits

- Versatile 1...10 V window driver up to 240 W due to flexible output characteristic
- Very high efficiency and reliability
- High IP protection (IP67)
- High surge protection: up to 3 kV (L-N) / 6 kV (L/N-PE)

### Product features

- Dimmable via fully isolated 1...10 V interface
- Driver with output power range of up to 240 W

---

## Technical data

---

### Electrical data

<b>Output power</b>	120 W <sup>1)</sup>
<b>Input voltage</b>	198...264 V <sup>2)</sup>
<b>Mains frequency</b>	50...60 Hz
<b>Output voltage</b>	24 V <sup>3)</sup>
<b>Nominal voltage</b>	220...240 V
<b>Nominal current</b>	0.60 A <sup>4)</sup>
<b>Device power loss</b>	15.0 W <sup>5)</sup>
<b>Power factor <math>\lambda</math></b>	0.90/0.95 <sup>6)</sup>
<b>ECG efficiency</b>	89 % <sup>7)</sup>
<b>Inrush current</b>	60 A <sup>8)</sup>
<b>Max. no. of ECGs on circuit breaker 10 A</b>	6
<b>Max. no. of ECGs on circuit breaker 16 A</b>	10
<b>Galvanic isolation primary/secondary</b>	3.75 kV <sup>9)</sup>
<b>Surge capability (L/N-Ground)</b>	6 kV
<b>Surge capability (L-N)</b>	3 kV

1) Partial load 0...120 W

2) Permitted voltage range

3) +1.0/-0.5 V

4) At 230 V

5) Maximum

6) Minimum/Full load at 230 V/Half load at 230 V

7) At full load and 230 V


8) Maximum / At 250  $\mu$ s

9) SELV-equivalent

### Dimensions & weight

---

## Product datasheet



### Product line drawing

<b>Length</b>	250.0 mm
<b>Width</b>	60.0 mm
<b>Height</b>	39.0 mm
<b>Product weight</b>	1100.00 g
<b>Cable cross-section, input side</b>	1.0 mm <sup>2</sup> <sup>1)</sup>
<b>Cable cross-section, output side</b>	1.5 mm <sup>2</sup> <sup>1)</sup>
<b>Wire preparation length, input side</b>	10...11 mm

<sup>1)</sup> Flexible

### Colors & materials

<b>Casing material</b>	Metal
------------------------	-------

### Temperatures

<b>Ambient temperature range</b>	-25...+55 °C
<b>Temperature range at storage</b>	-40...85 °C
<b>Maximum temperature at tc test point</b>	80 °C <sup>1)</sup>
<b>Max.housing temperature in case of fault</b>	100 °C

<sup>1)</sup> Maximum at the Tc-point

### Lifespan

<b>ECG lifetime</b>	50000 h <sup>1)</sup>
---------------------	-----------------------

<sup>1)</sup> At tcase = 70°C at tc point / 10 % failure rate

### Capabilities

<b>Dimmable</b>	Yes
<b>Dimming range</b>	1...100 %
<b>Suitable for fixtures with prot. class</b>	I



## Product datasheet

<b>Dimming interface</b>	1...10 V
<b>Overheating protection</b>	Automatic reversible
<b>Overload protection</b>	Automatic reversible
<b>Short-circuit protection</b>	Automatic reversible
<b>No-load proof</b>	Yes
<b>Maximum wiring length ECG/lamp</b>	10 m

### Certificates & standards

<b>Type of protection</b>	IP67
<b>Standards</b>	acc. to IEC 61347-1/acc. to IEC 61347-2-13/acc. to IEC 62384/acc. to CISPR 15/acc. to IEC 61000-3-2/acc. to IEC 61000-3-3/acc. to IEC 61547
<b>Approval marks – approval</b>	CE / CB / C-Tick

### Download Data

File
 Brochures 24V OPTOTRONIC outdoor drivers (GB)
 Declarations of conformity Declaration of conformity - OT 80220-24024 P - OT 120220-24024 P - OT 240

### Logistical Data

Product code	Product description	Packaging unit (Pieces/Unit)	Dimensions (height x width x length)	Volume	Gross weight
4008321981691	OT 120/220...240/24 DIM P	Shipping carton box 10	400 mm x 155 mm x 560 mm	34.72 dm <sup>3</sup>	13400.00 g

The mentioned product code describes the smallest quantity unit which can be ordered. One shipping unit can contain one or more single products. When placing an order, for the quantity please enter single or multiples of a shipping unit.

### Disclaimer

Subject to change without notice. Errors and omission excepted. Always make sure to use the most recent release.